



Brian Sandoval
Governor



Richard Whitley
Director

State of Nevada
Department of Health and Human Services

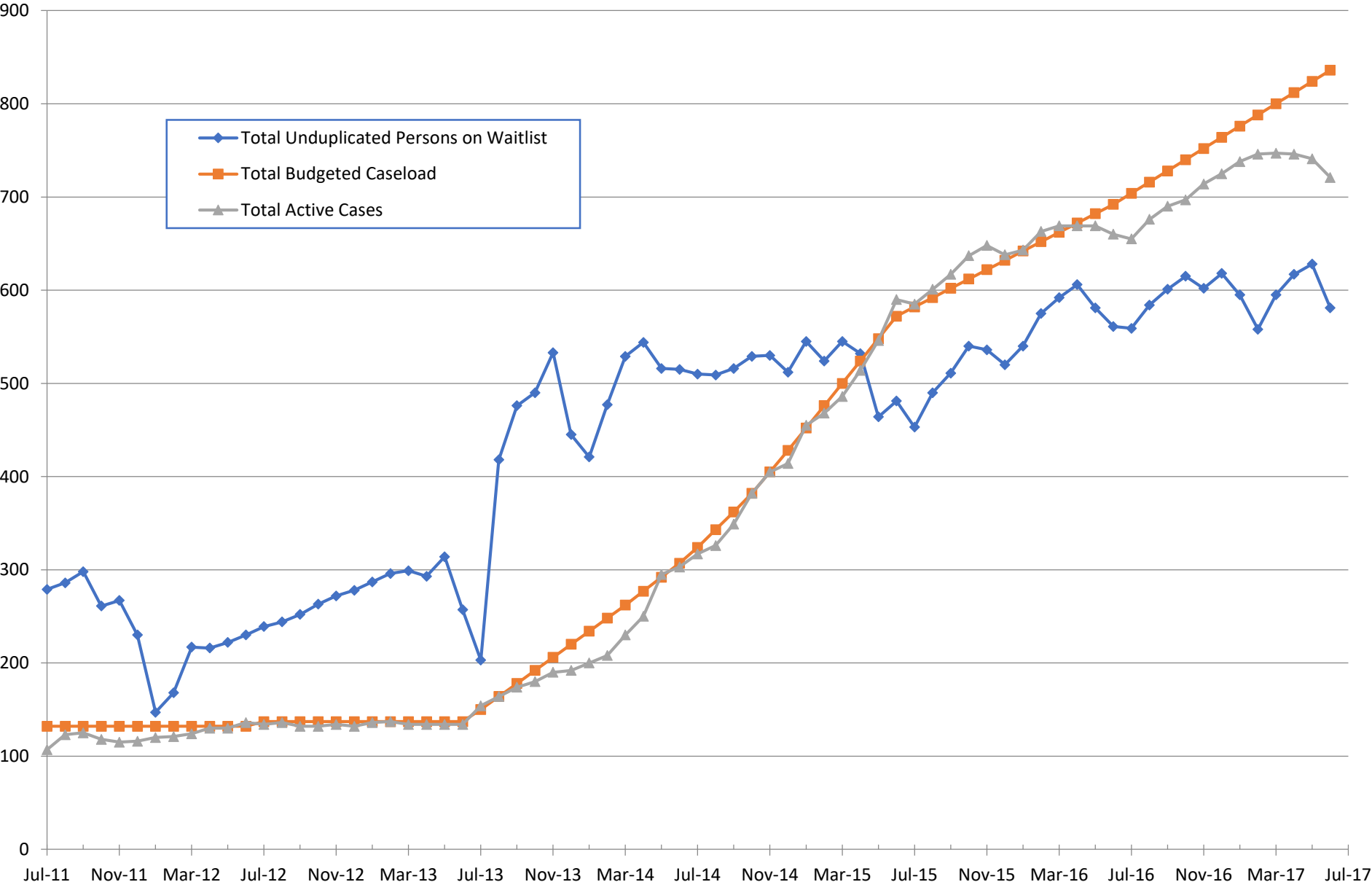
Aging and Disability Services Division
Autism Treatment Assistance Program (ATAP)
Brook Adie HPM 3
07/27/2017



ATAP

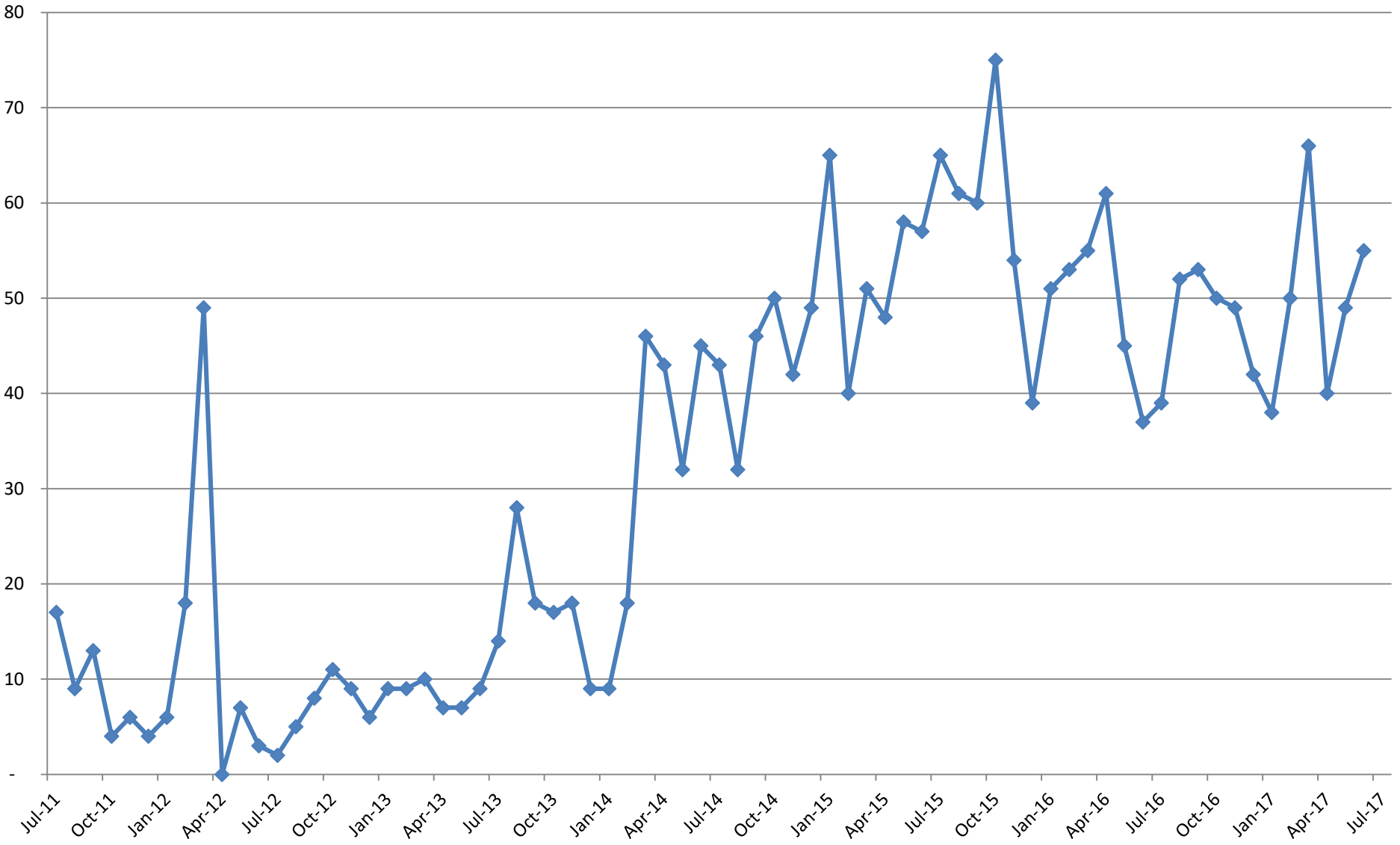
- June Monthly caseload to date (06/30/17)
 - 55 new applications
 - No new children received services
 - 721 active children, average age: 8
 - 581 total children waiting, average age: 7
 - Average wait time: 329 days

ATAP Caseload Growth



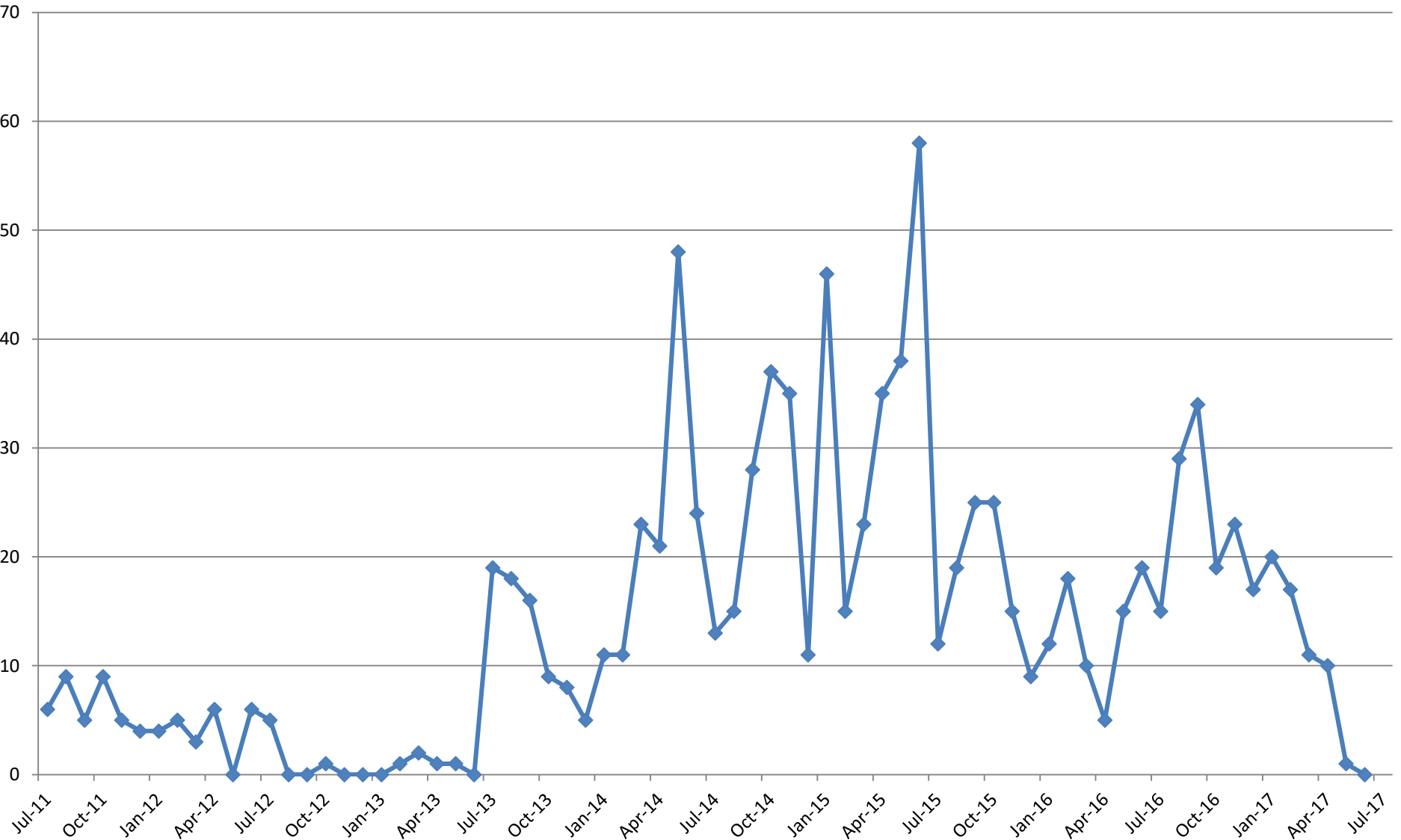
Referrals to date

New Applications



New Cases

Children placed in Active status



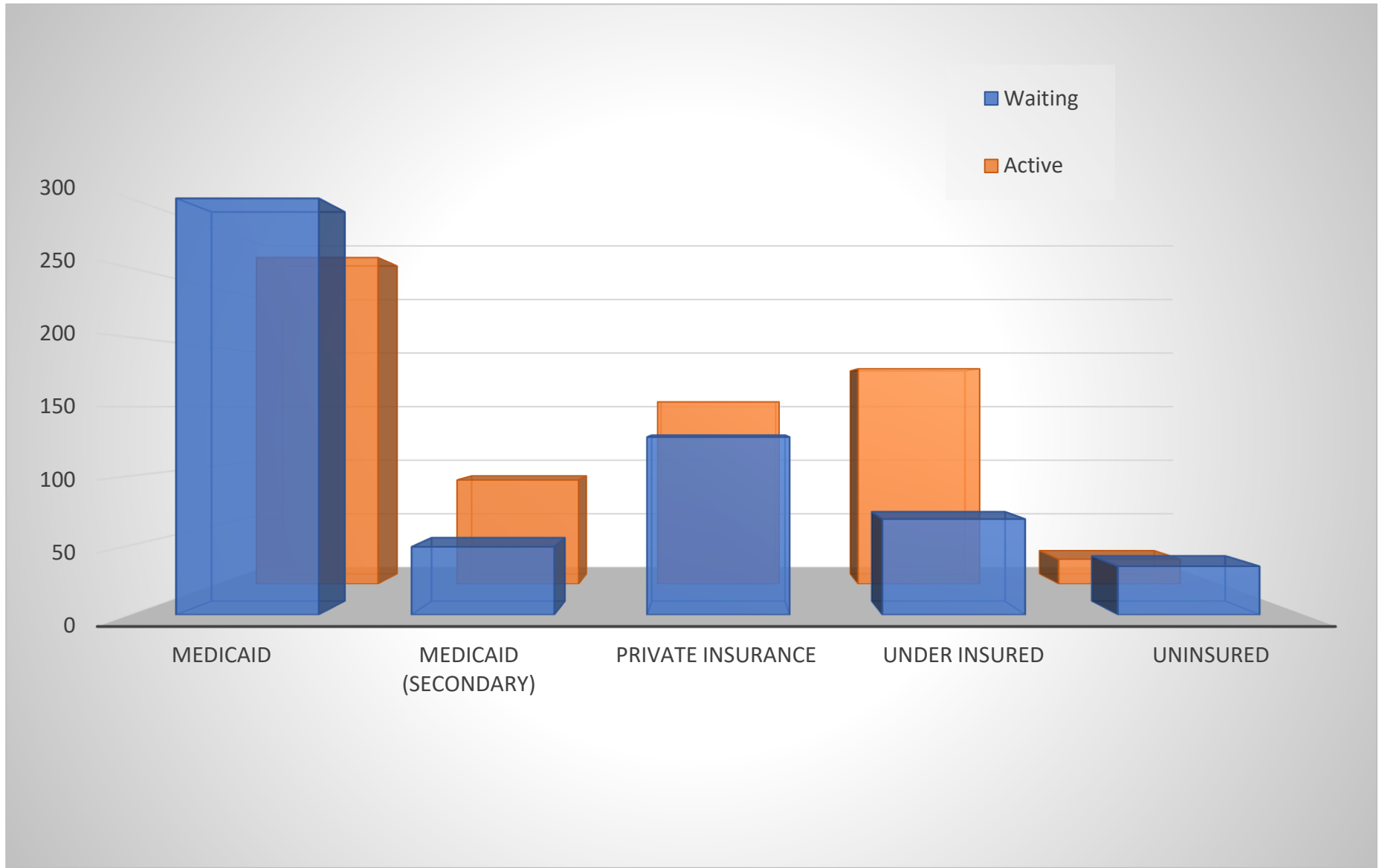
Active Children by Age

Age	Comprehensive	Insurance	Social Skills	Basic	Extensive	Therapeutic	Transition	Grand Total
2 Years old	6	3			1			10
3 Years old	20	17			1			38
4 Years old	43	25			2			70
5 Years old	55	19		1	4	1		80
6 Years old	43	13			2			58
7 Years old	53	12	1		8			74
8 Years old	28	24		1	10			63
9 Years old	16	13	3	2	25	1		60
10 Years old	12	16	2	1	25			56
11 Years old	5	7		5	30			47
12 Years old	3	9	2	6	25		1	46
13 Years old		6	1	6	21	1		35
14 Years old	2	12	3	5	11			33
15 Years old	2	5	3	3	7			20
16 Years old		4	2	1	4		1	12
17 Years old	1	2	1	3	2			9
18 Years old		7		1				8
19 Years old				1				1
20 Years old				1				1
Grand Total	289	194	18	37	178	3	2	721

Waiting Children by Age

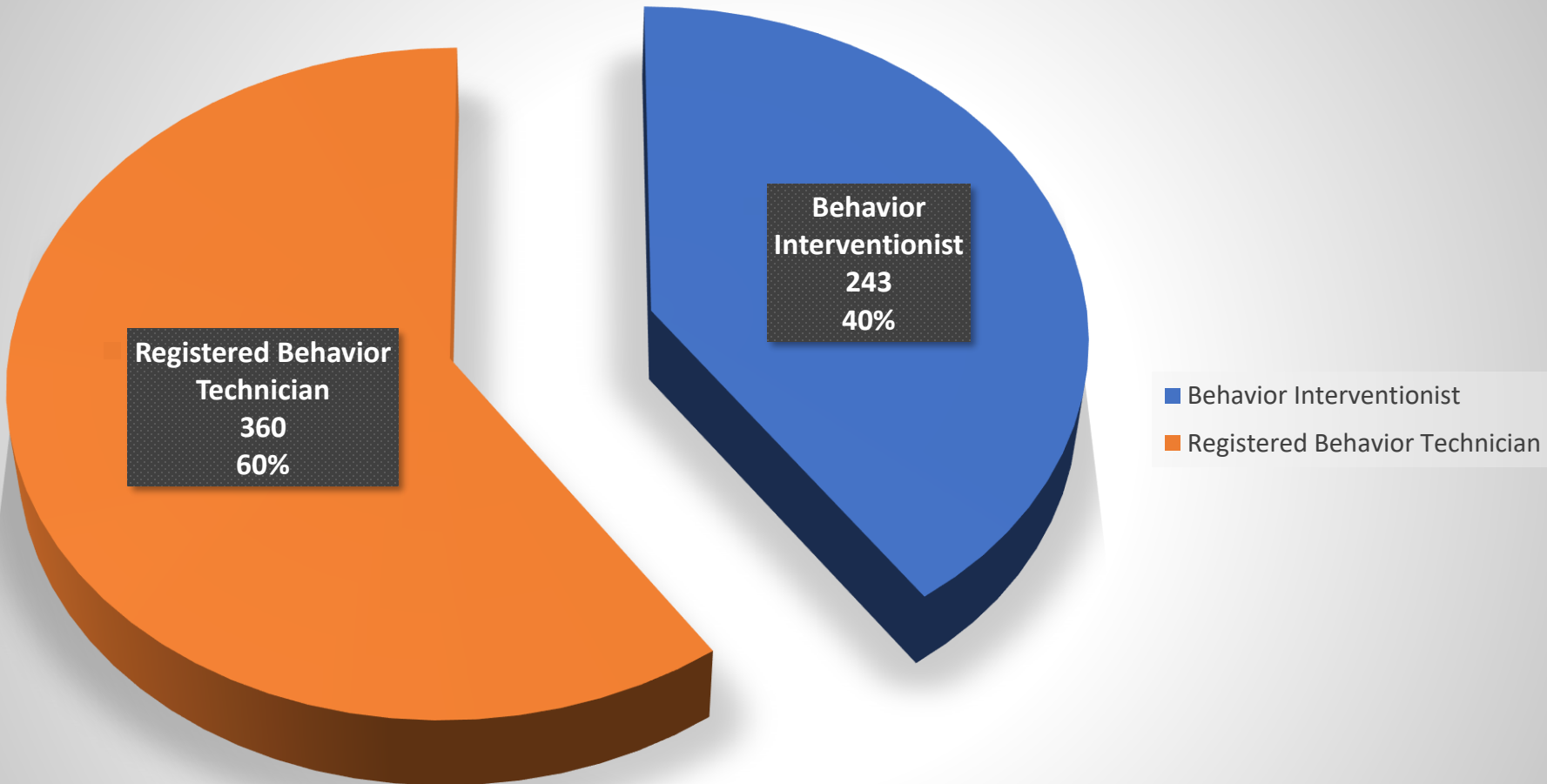
Age	Comprehensive	Insurance	Social Skills	Basic	Extensive	Undetermined	Grand Total
1 Year old	2					1	3
2 Years old	16	15				38	69
3 Years old	33	42				31	106
4 Years old	41	17				10	68
5 Years old	18	21				10	49
6 Years old	26	18				5	49
7 Years old	14	4			7	7	32
8 Years old	5	11			15	4	35
9 Years old		2			21	4	27
10 Years old		10			14	11	35
11 Years old		4	1		13	2	20
12 Years old		3	1	1	20	2	27
13 Years old		5			10	4	19
14 Years old		4	1	3	7	4	19
15 Years old		3		2	3	3	11
16 Years old		1		2	4		7
17 Years old				1	3		4
18 Years old		1					1
Grand Total	155	161	3	9	117	136	581

Insurance Coverage Availability



Interventionist to RBT changes

Total Paraprofessionals



Medicaid Status Update

- Total number of Medicaid Active
 - Medicaid FFS (including Katie Beckett & Nevada Check Up)
 - 364 children
 - Managed Care Organization
 - 52 children HPN/Amerigroup (33/19 respectively)
- 71 children receiving Medicaid need to be transitioned to a Medicaid Provider
- To date there have been 320 Prior Authorizations (PA) submitted to Medicaid for 216 children

Medicaid Billing Summary

Month	Total paid to Provider	Total billed to Medicaid	Total revenue Received	Difference btwn what ATAP paid Provider & Medicaid reimbursed
July 2016	317,532.14	16,887.82	3,758.41	(313,773.73)
August 2016	426,304.25	14,492.80	4,809.85	(421,494.40)
September 2016	342,343.60	47,729.40	16,796.59	(325,547.01)
October 2016	337,895.53	51,694.94	21,269.27	(316,626.26)
November 2016	316,607.27	68,370.80	36,149.06	(280,458.21)
December 2016	336,918.03	68,269.78	38,296.30	(298,621.73)
January 2017	353,983.98	26,033.13	19,068.77	(334,915.21)
February 2017	300,535.22	59,698.84	42,361.41	(258,173.81)
March 2017	351,724.11	74,954.77	41,487.40	(310,236.71)
April 2017	240,473.63	77,950.63	36,963.26	(203,510.37)
May 2017	180,629.68	81,922.01	25,720.66	(154,909.02)
June 2017	71,566.38	48,204.62	0.00	(71,566.38)
SFY 2017 Totals	3,576,513.82	636,209.54	286,680.98	(3,289,832.84)

Questions – Comments

Brook A. Adie MS, LSW

775-687-0555

baadie@adsd.nv.gov